


How to get into Google Classrooms

You must be signed into your Google school account to get to your classroom. You've been given the username and password. It is very important not to share these details – only with your parents.




Get more done with the new Chrome

Now more simple, secure, and faster than ever - with Google's smarts built-in.

[Download Chrome](#)

If you are on a laptop or PC, check you have Google Chrome as your internet browser. If not search [Google Chrome Download](#) and install.

If you are using a mobile device, download the Google Chrome app

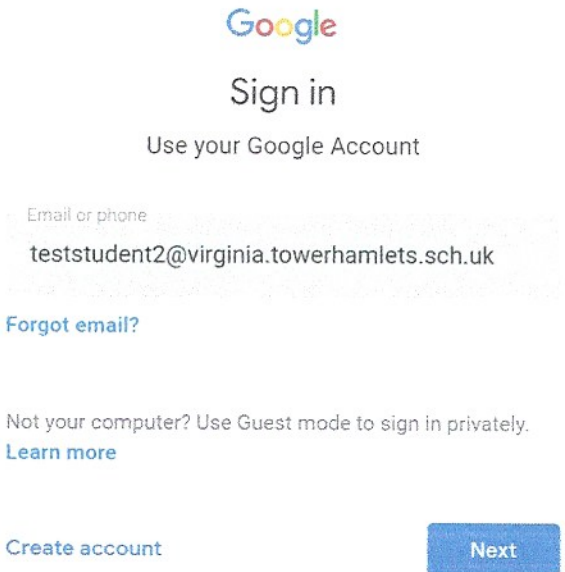


On the Google search page press the 9 dots in the right hand corner.

Then Press the account button

You will be asked to enter your school email.

It will have your unique username followed by **@virginia.towerhamlets.sch.uk**



Google

Sign in

Use your Google Account

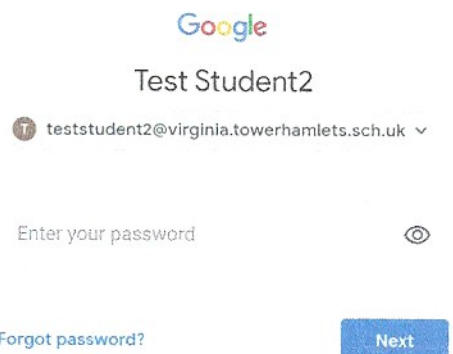
Email or phone
teststudent2@virginia.towerhamlets.sch.uk

[Forgot email?](#)

Not your computer? Use Guest mode to sign in privately.
[Learn more](#)


[Create account](#) [Next](#)


Enter your private password.



Google

Test Student2

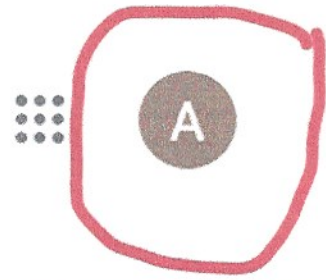
 teststudent2@virginia.towerhamlets.sch.uk

Enter your password 

[Forgot password?](#) [Next](#)

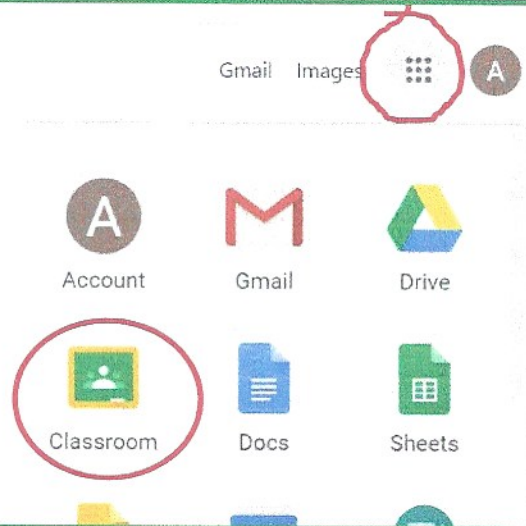
Once you are signed in your initial should fill the account icon in the right hand corner.

Gmail Images

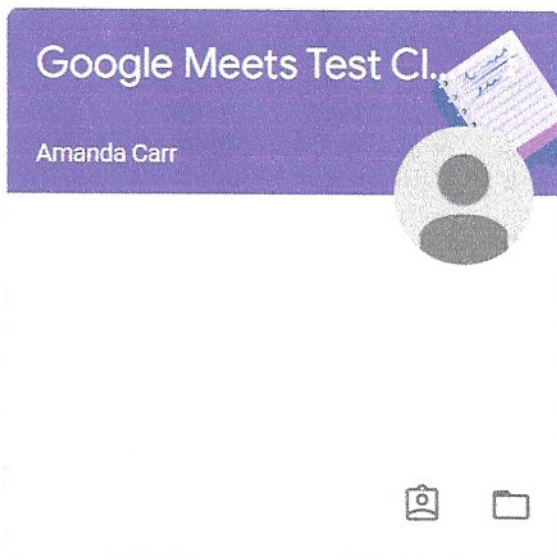


Press the 9 dots and your apps will open, press the classroom icon

Gmail Images



Google Classroom



You will see the classrooms you have been invited to. Each one will have the teachers name who is running it.

When you press on the classroom for the first time you need to press the join button

Decline

